

Worksheet - 1

After Twenty Years

SYNONYMS & ANTONYMS

- A. Write a synonym and antonym for the following words. Take help from the clues given below.**

immaculate	decompose	altruism	impartial	prevent
promote	flourish	unfair	tarnished	greedy

WORD	SYNONYM	ANTONYM
1. hamper		
2. decay		
3. just		
4. spotless		
5. generosity		

- B. Write A if the given pairs of words are antonyms and S if they are synonyms.**

- gloom – delight _____
- novice – beginner _____
- jovial – morose _____
- mutual – distinct _____
- eccentric – bizarre _____

Worksheet - 2

TRANSFORMATION OF SENTENCES

A. Convert the following sentences as per the given instructions.

SENTENCE	CHANGE TO	NEW SENTENCE
1. Rohan didn't attend the school party.	Affirmative sentence	
2. The party is organised at a restaurant.	Interrogative sentence	
3. Many students were invited to the party.	Exclamatory sentence	
4. Everyone had a lot of fun.	Negative sentence	
5. The party was a huge success.	Negative sentence	

B. Write a narrative paragraph describing the actions of the characters in the image below.



Worksheet - 1

Festivals of India

COMPOUND WORDS

A. Pick one word from column A and one from column B to create a compound word. Then, write them in the space given below.

Column A

brain	under
night	finger
star	head

Column B

print	quarters
dust	estimate
storm	mare

1. _____

2. _____

3. _____

4. _____

5. _____

6. _____

B. Now, use these compound words in the conversation between Sophie and James.

Sophie: This Science project is giving me _____.

James: I know! As a first step, we need to _____ ideas.

Sophie: True. We must not _____ this task. It looks simple but is quite tricky.

James: Let's research more about galaxy and _____.

Sophie: Good idea. Let's visit the Science _____ tomorrow.

James: Don't forget to call Steve sir as the research papers we need will require his _____ as the password.

Sophie: Okay, I'll talk to him then. See you tomorrow!

Worksheet - 2

REPORTED SPEECH

A. Spot the errors in the following sentences and rewrite the correct sentences.

1. They told us that they will visit the museum the next week.

2. He asked me where do I lived.

3. 'I is going to school tomorrow,' say my brother.

4. 'I am going to the store, I will bought some milk,' said my father.

5. My mother said me that I must finished my homework.

B. Convert the following sentences into direct or indirect speech.

1. 'I am going to the library', she said.

2. He asked me if I liked pizza.

3. She told him that she was tired.

4. 'Can you pass the salt?' he asked.

5. They said they had already eaten dinner.

Worksheet - 1

Poaching Rhinos in Kaziranga

PREFIXES

A. Circle the odd one out.

- | | | | |
|---------------|---------------|---------------|----------------|
| 1. antisocial | anticlockwise | antibiotic | antifix |
| 2. inpartial | inactive | inappropriate | inconvenient |
| 3. impure | imagree | impossible | impatient |
| 4. unaware | unconscious | unpay | unprofessional |
| 5. disuse | discontinue | disable | disagree |

B. Complete the following sentences by adding the correct prefix from in, im, anti, un, or dis to the words in brackets.

1. The teacher was _____ (happy) with the students' progress.
2. I was asked to install an _____ (virus) software in my laptop.
3. She is an _____ (patient) person, always calm in every situation.
4. The mayor is known for his _____ (approve) of the new city policy.
5. The _____ (justice) of the situation made everyone upset.

B. Given below are words and prefixes in Box A and hints in Box B. Combine the two and create a short story using the newly formed words.

Box A

Words: Able, Happy, Conscious, Biotic
Prefixes: Un, Dis, Anti, Un

Box B

Boy. Unhappy. No friends.
Saw dog on road. Took home. Gave medicine. Dog became best friend.

Worksheet - 2

DEMONSTRATIVES TREASURE HUNT

Instructions:

Complete the given clues by choosing the correct demonstrative (this, that, these or those). Each clue will help you uncover the treasure chest. Good luck!

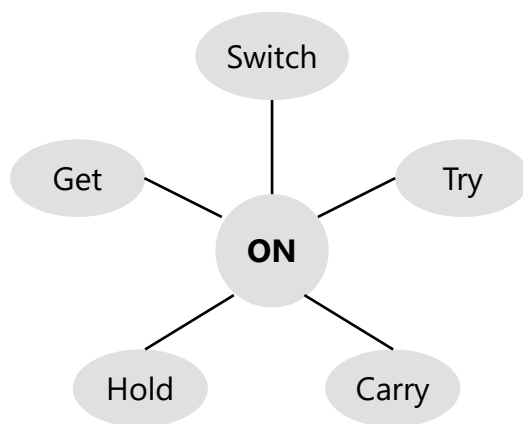
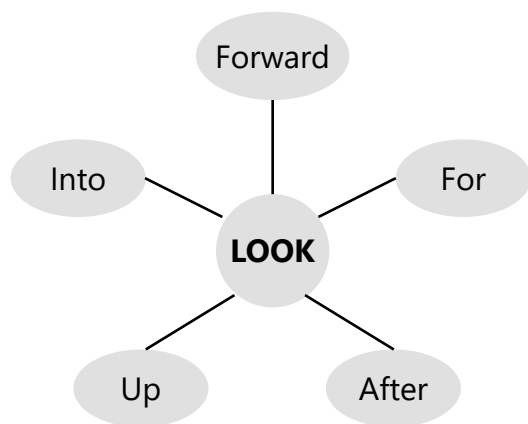
1. Go to the library and find _____ red book which is on the top shelf.
2. Open _____ book carefully and go to page 27.
3. Read the verses that are written on _____ page.
4. Look for _____ two words that are underlined in the third verse.
5. Use _____ two words to unlock the combination lock on the old trunk which is kept beside the book.
6. Inside _____ trunk, you'll find a map that will lead you to this treasure chest.
7. Follow _____ map and you will see three palm trees.
8. Dig carefully around _____ three palm trees to uncover the chest.
9. Inside the chest, you'll find a note with _____ cryptic coordinates: 43.2137, 72.3456.
10. Use _____ coordinates to locate the final piece of the treasure, buried deep within the nearby woods.

Worksheet - 1

A Journey To The Stars

PHRASAL VERBS

Use the word in the centre to create phrasal verbs. Then, use them in the blanks to complete the sentences.




1. It takes time to _____ new vocabulary words.
2. We are _____ to seeing you.
3. The helper _____ the old patient.
4. _____! There's a rainbow in the sky.
5. I will _____ the matter.
6. Please _____ with your work.
7. Why don't you _____ this dress? I think it will suit you.
8. Please _____. I will call the store manager to help you.
9. Can you _____ that light? It is too dark here.
10. We need to hurry up and _____ the bus quickly.

Worksheet - 1

The Canterville Ghost

ONOMATOPOEIC WORDS

Complete the crossword.



ACROSS

1. Loud noise from impact.
3. Sound of liquid falling.
7. Sound of leaves.
8. Sound of something frying.
9. Soft speech or murmur.

DOWN

1. Sound made by birds.
2. Deep sound made by lions.
4. Sound of a bee flying.
5. Whisper.
6. Sound of something hitting water.

Worksheet - 2

PUNCTUATION AND SUBJECT VERB AGREEMENT

Instructions:

1. Identify and correct mistakes in subject-verb agreement.
2. Fix the punctuation errors.
3. Write your corrected version of the passage in the space given below.

The team were excited for their big game, but not all the players has arrived yet. the coach who was busy preparing the equipment didnt realize that one of the players are missing. Everyone was ready to start warming up, but the ball that they needed to practice with was nowhere to be found. The player who has not come were carrying the ball with him. the team get nervous, but few was still confident that they will win. By the time the opponent team came the missing player arrived with the ball, and everyone heave a sigh of relief

Worksheet - 1

The Fun They Had

ACTIVE AND PASSIVE VOICE

A. State whether the given sentences are in the active or the passive voice.

1. The sails were hoisted by the pirate. _____
2. The bat gulped the moth. _____
3. A huge pot of spaghetti was cooked by the chef. _____
4. Sarah said, 'When are you coming back?' _____
5. Every last crumb of the cheese sandwich was devoured by Honey. _____

B. Convert the given sentences from the active to the passive voice or vice versa.

1. The teacher explains the lesson clearly.

2. The project is not completed on time by her.

3. Was the assignment finished by the students?

4. The team won the match!

5. Atif said, 'My brother from Australia is coming.'

Worksheet - 2

HOMOGRAPHS

A. Read the hints given below and write the homograph that best describes them.

1. The outer layer of a tree and the sound made by a dog.

2. Past tense of rise and a flower.

3. A stone and a type of music.

4. To rip something and a liquid that comes out of the eyes.

5. A tool for opening doors and a list of map symbols.

B. Write a short story or incident by using atleast three of these homographs – Row, Tear, Wind, Lead, Bow, Live.

Worksheet - 1

The Bewitched Jacket

ALL ABOUT THE NARRATOR

Instructions: Based on your understanding of the story 'The Bewitched Jacket,' fill in the details about the narrator.

<p>Describe the narrator's traits.</p> <hr/> <hr/> <hr/> <hr/> <hr/> <hr/> <hr/>	<p>What unique situation did the narrator face?</p> <hr/> <hr/> <hr/> <hr/> <hr/> <hr/> <hr/>
<p>Narrator</p>	
<p>How did the narrator resolve the problem?</p> <hr/> <hr/> <hr/> <hr/> <hr/> <hr/> <hr/>	<p>What would you have done if you were in place of the narrator?</p> <hr/> <hr/> <hr/> <hr/> <hr/> <hr/> <hr/>

Worksheet - 2

SUPERHERO MODALS

Instructions:

1. In pairs, select a superhero of your choice. You can also create your own superhero.
2. Create a superhero profile where they solve various problems using modals.
3. Take inspiration from the sample given below.
4. Present your superhero profile and their superpower modals in front of the whole class.

